

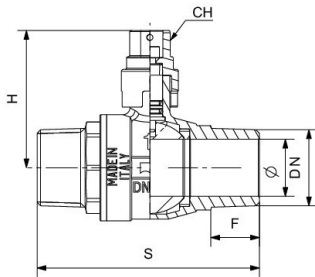


## RIV 4427

Ball valve M/M  
 full bore  
 brass sealing cap

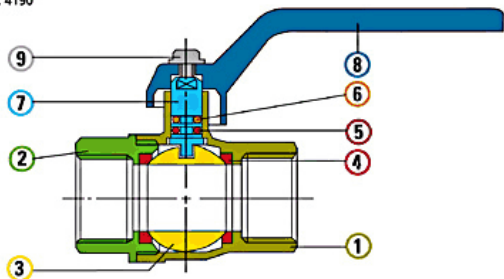
### Tech drawings and tables

DN	Code	Ø	H	S	F	CH1	PN	KG	P/box
1/2"	024427000004	15	48	71	16	16	64	0,154	10
3/4"	024427000005	20	54	82	17,5	16	40	0,371	10
1"	024427000007	25	58	97,5	21	16	40	0,593	10
1"1/4	024427000008	32	71	108	22,5	16	40	1,024	6
1"1/2	024427000009	40	79	122	22,5	16	40	1,247	4
2"	024427000011	50	87	146	26,5	16	40	1,973	4



## Technical data

Art. 4190



### Materials

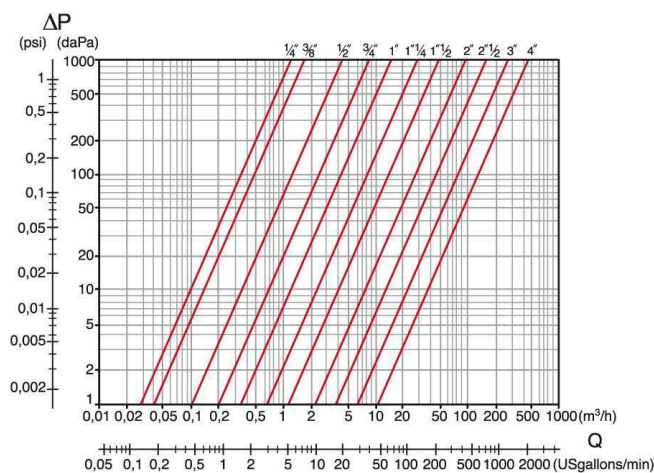
1	Body	Brass	CW617N	Nickel-plated
2	Body end	Brass	CW617N	Nickel-plated
3	Ball	Brass	CW617N	Chrome-plated
4	Seats	P.T.F.E.		
5	O-Ring	FKM		
6	O-Ring	NBR		
7	Stem	Brass	CW614N	
8	Lever	Aluminium		Green
9	Screw	Steel		Zinc-plated

**Connections** F/F: ISO 7/1Rp (parallel), ISO 7/1Rc (tapered), ANSI B1.20.1 (NPT) - M/F: male ISO 7/1R (tapered), female ISO 7/1Rp (parallel) - M/M: ISO 7/1R (tapered)

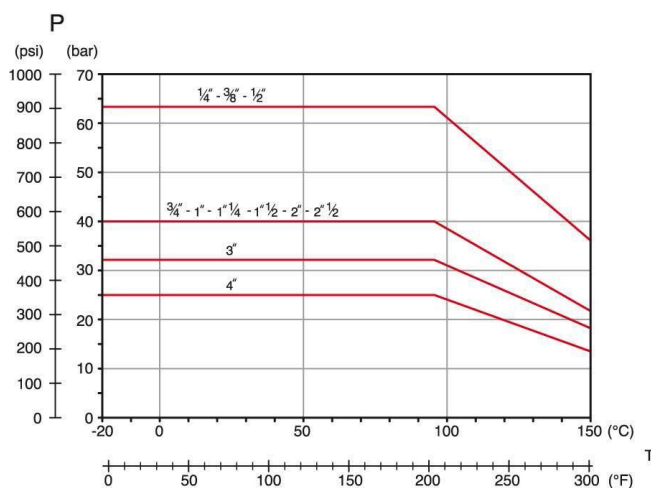
**Limit** -20°C (without liquid) +150°C

**Notes** The max.working pressure (PN) means at a room temperature of about 23°C.

## Pressure Loss Chart



## Temperature/Pressure



## Kv & Cv Coefficients

Size	Kv	Cv
1/4"	4,1	4,7
3/8"	6,3	7,3
1/2"	15,5	17,9
3/4"	31,0	36,0
1"	52,0	60,0
1"1/4	100,0	116,0
1"1/2	180,0	206,0
2"	350,0	405,0
2"1/2	350,0	671,0
3"	1000,0	1157,0
4"	1550,0	1793,0